





HOUSE PARTS TRAVERSE SYSTEM SPECIFICATIONS

Traverse systems are assembled to the specifications below and include all necessary components for immediate installation.
Lead time is approximately 3 weeks

SUPERIOR QUALITY	
Item #9803 Reeded Pole	
Item #9809 Smooth Pole 2 1/4" Diameter wood pole - 3/4 pole Choose Cord or Baton Draw	
Item #9804 Reeded Pole	
Item #9810 Smooth Pole 2 1/4" Diameter wood pole - 1/2 pole Choose Cord or Baton Draw	
Specifications:	
Fabric weight per foot	5 lbs.
Standard Bracket Return	3.5" to 4.5"
Double Bracket Return	5.5" - 6.5"
Baton Length	30"

STANDARD QUALITY	
Item #9800 Reeded Pole	
Item #9811 Smooth Pole 2 1/4" Diameter wood pole - 3/4 pole Choose Cord or Baton Draw	
Item #9806 Reeded Pole	
Item #9812 Smooth Pole 2 1/4" Diameter wood pole - 1/2 pole Choose Cord or Baton Draw	
Specifications:	
Fabric weight per foot	2 lbs.
Standard Bracket Return	3.5" to 4.5"
Double Bracket Return	5.5" - 6.5"
Baton Length	30"

Superior Track Additional Accessories:	
#9829 - Bracket for Double Track, Superior hardware	
#9830 - Additional brackets 3.5" to 4.5"	
#9831 - Extended Return Brackets 5.5" to 6.5"	
#9832 - Extended Length Baton - 48"	
#9833 - Extended Length Baton - 60"	
#9834 - Additional Carriers	
#9835 - Bracket for Ceiling Mount, Superior Track	
#9802 - Mitered Return (both ends)*	

Standard Track Additional Accessories:	
#9839 - Bracket for Double Track, Standard hardware	
#9840 - Additional brackets 3.5" to 4.5"	
#9841 - Extended Return Brackets 5.5" to 6.5"	
#9842 - Extended Length Baton - 48"	
#9843 - Extended Length Baton - 60"	
#9844 - Additional Carriers	
#9802 - Mitered Return (both ends)*	

Finishes:	Reeded	Smooth	Max Length
12 - Historical Gold	X	X	16 FT
22 - Antique Bronze	X	X	16 FT
31 - Black Silk	X	X	16 FT
79 - English Walnut	X	X	16 FT
80 - Sun Bleached Linen	X		16 FT
81 - Cristal	X	X	16 FT

Fascia Styles:
Smooth
Reeded
3/4 Routed
Half Round

Features Available:
Superior or Standard Hardware Selection
Custom Track Length
Single or Double Track
Right, Left or Center Draw
Cord or Baton Draw
Mitered Returns or Drilled for Finials
Premium color track available for Superior track systems - Black, Dark Bronze or Gold
Ceiling mount brackets available for Superior track systems

Traverse Poles over 8FT must ship via Common Carrier
* Maximum length for standard return with mitered ends is 180 inches
** Maximum length for extended return with mitered ends is 175 inches

Our traverse systems are custom made.
We cannot allow orders to be changed once they are accepted by House Parts, Inc.